

**EURO GAUGE®  
REMOTE READING THERMOMETER  
WITH OIL FILLED  
MODEL : T239**

**WISE®**

**SERVICE INTENDED**

Liquid Filled thermometer is used for measuring temperature of corrosive and non-corrosive fluid in all industries, operated in aggressive and nonaggressive environment. Linear dials and temperature compensate line assure an accurate temperature indication at varying ambient conditions.

**NOMINAL DIAMETER**

100mm and 160mm

**ACCURACY**

±2.0% of Full Scale

**TEMPERATURE ELEMENT**

Liquid Filled  
Organic Gas : -50°C to 600°C

**WORKING RANGE**

Maximum Scale Value



TD02 - 08

**Standard Features**

**LOCATION OF STEM AND MOUNTING**

Bottom Connection, Surface, Case Mounting  
Lower Back Connection, Flush, Case Centre Mounting

**CASE & BEZEL RING**

Stainless Steel 1.4301(304SS)  
Bayonet Type

**CAPILLARY**

Capillary : 1.6/0.2mm, 316SS  
Armored tube : 6.5/4.5mm, 304SS

**WINDOW**

Glass

**DIAL**

White Aluminium with  
Black Graduations

**POINTER**

304SS, Black painted

**STEM**

8.0, 10.0 and 12.0mm  
316SS

**STEM CONNECTION**

3/8", 1/2", 3/4" PT or NPT

**OPTION**

Special Accuracy, ±1.0% of Full Scale

# ORDERING INFORMATION

## BASE MODEL

### T239 : REMOTE READING THERMOMETER

#### NOMINAL DIAMETER

- 4 : 100mm
- 6 : 160mm

#### TYPE OF MOUNTING

- B : Bottom Connection, Surface, Case Mounting Plate
- M : Lower Back Connection, Flush, Case Centre Mounting Plate

#### STEM MATERIAL

- 1 : 316SS

#### CONNECTION

- D : 3/8"
- E : 1/2"
- E : 3/4"

#### CONNECTION TYPE (CF : Compression Fitting)

- C : PT
- D : NPT
- E : CF + PT
- E : CF + NPT

#### STEM OUT DIA.

- 2 : 8.0mm
- 3 : 10.0mm
- 4 : 12.0mm

#### RANGE(Refer to Scale Range Table)

XXX

#### CAPILLARY LENGTH

- P : 2 metre
- Q : 3 metre
- S : 5 metre
- V : 8 metre
- X : 10 metre
- Z : Other

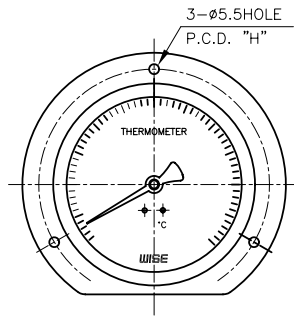
#### ACCESSORIES

- 0 : None
- 1 : Thermowell
- 2 : Special Accuracy  
(±1.0% of F.S.)
- 3 : Thermowell &  
Special Accuracy

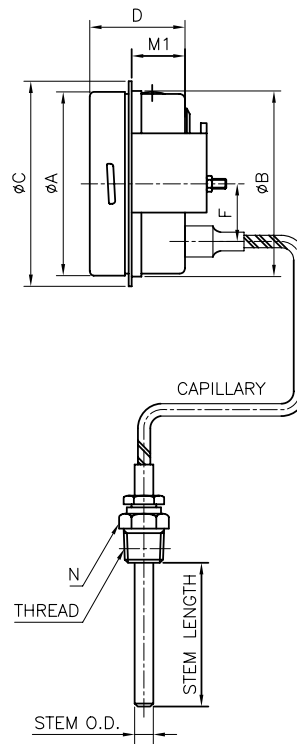
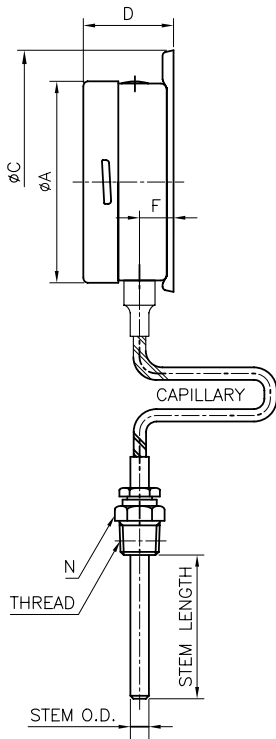
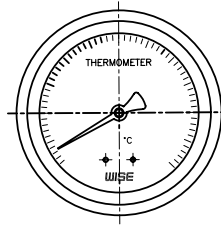
T239	4	B	1	E	C	2	XXX	P	1	SAMPLE MODEL NUMBER
------	---	---	---	---	---	---	-----	---	---	---------------------------

## T239 : TYPE OF MOUNTING

CODE B



CODE M



Dimensions (mm)

DIAL SIZE	AVAILABLE CODE	A	B	C	D	F	H	M1	N
100	B	101.3		133	54.4	19.4	115~116		27x31.2 HEX
	M	101.3	101	107.5	50	29		29.5	27x31.2 HEX
160	B	160.6		196	56	19.3	178		27x31.2 HEX
									27x31.2 HEX

## SCALE RANGES

Code	Scale Range (°C)	Scale Spacing (°C)	Minimum Stem Length (mm)			Standard Stem Length (mm)		
			8.0	10.0	12.0	8.0	8.0	8.0
032	-50~50	2	100	85	65	200	130	130
037	-50~100	5	100	88	65	200	130	130
054	-30~50	2	100	85	65	200	130	130
059	-30~100	2	100	85	65	200	130	130
061	-30~120	5	100	85	65	200	130	130
069	-20~50	2	100	85	65	200	130	130
074	-20~100	2	100	85	65	200	130	130
079	-20~150	5	100	85	65	200	130	130
084	-10~50	1	100	85	65	200	130	210
099	0~50	1	100	85	65	200	130	210
100	0~60	1	100	85	65	200	130	190
101	0~70	2	100	85	65	200	130	130
102	0~80	2	100	85	65	200	130	130
104	0~100	2	100	85	65	200	130	130
106	0~120	2	100	85	65	200	130	130
109	0~150	5	100	85	65	200	130	130
114	0~200	5	100	85	65	200	130	130
119	0~250	5	100	85	65	200	130	130
124	0~300	5	100	45	40	200	130	130
129	0~350	5	100	45	40	200	130	130
134	0~400	10	100	45	40	200	130	130
144	0~500	10	100	45	40	200	130	130
154	0~600	10	100	45	40	200	130	130
164	0~700	10	100	45	40	200	130	130