

**EURO GAUGE®
DIRECT READING THERMOMETER
WITH OIL FILLED
MODEL : T259**

WISE®

SERVICE INTENDED

Liquid Filled thermometer is used for measuring temperature of corrosive and non-corrosive fluid in all industries, operated in aggressive and nonaggressive environment. Linear dials and temperature compensate line assure an accurate temperature indication at varying ambient conditions.

NOMINAL DIAMETER

100mm and 160mm

ACCURACY

±2.0% of Full Scale

TEMPERATURE ELEMENT

Liquid Filled
Organic Gas : -50°C to 600°C

WORKING RANGE

Maximum Scale Value



TD02 - 10

Standard Features

LOCATION OF STEM

Bottom Connection, Direct
Lower Back Connection, Direct

CASE & BEZEL RING

Stainless Steel 1.4301(304SS)
Bayonet Type

WINDOW

Glass

DIAL

White Aluminium with
Black Graduations

POINTER

304SS, Black painted

STEM

8.0, 10.0 and 12.0mm
316SS

STEM CONNECTION

3/8", 1/2", 3/4" PT or NPT

OPTION

Special Accuracy, ±1.0% of Full Scale

ORDERING INFORMATION

BASE MODEL

T259 : DIRECT READING THERMOMETER

NOMINAL DIAMETER

4 : 100mm
6 : 160mm

TYPE OF MOUNTING

A : Bottom Connection, Direct
G : Lower Back Connection, Direct

STEM MATERIAL

1 : 316SS

CONNECTION

D : 3/8"
E : 1/2"
E : 3/4"

CONNECTION TYPE (CF : Compression Fitting)

C : PT
D : NPT
E : CF + PT
E : CF + NPT

STEM OUT DIA.

2 : 8.0mm
3 : 10.0mm
4 : 12.0mm

RANGE(Refer to Scale Range Table)

XXX

STEM LENGTH (Refer to Stem Length Table)

X

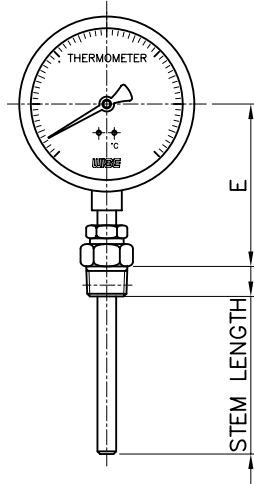
ACCESSORIES

0 : None
1 : Thermowell
2 : Special Accuracy
(±1.0% of F.S.)
3 : Thermowell &
Special Accuracy

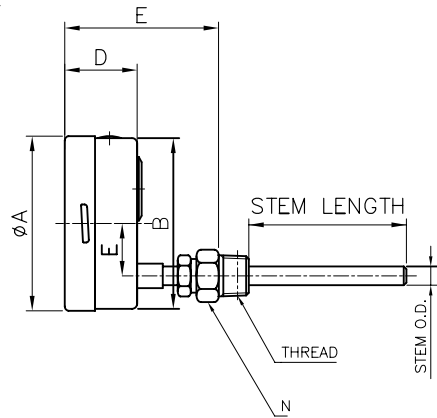
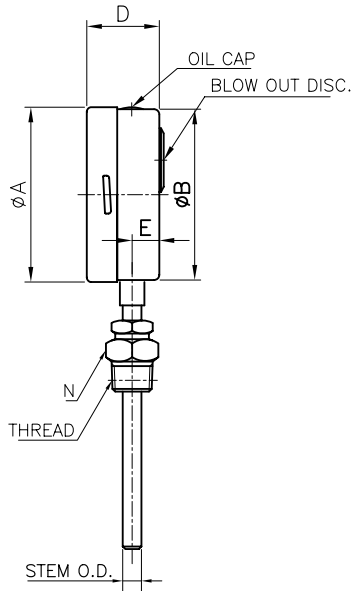
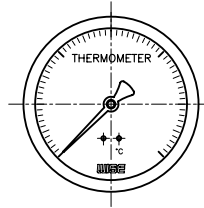
T259	4	A	1	E	C	3	XXX	X	1	SAMPLE MODEL NUMBER
------	---	---	---	---	---	---	-----	---	---	---------------------------

T259 : TYPE OF MOUNTING

CODE A



CODE G



Dimensions (mm)

DIAL SIZE	AVAILABLE CODE	A	B	C	D	E	N
100	A	101.3	99	50		16	27x31.2 HEX
	G	101.3	99	50	136.5	16	27x31.2 HEX
160	A	160.6	159	52.5		15.8	27x31.2 HEX
	G	160.6	159	52.5	136.5	15.8	27x31.2 HEX

SCALE RANGES

Code	Scale Range (°C)	Scale Spacing (°C)	Minimum Stem Length (mm)		
			8.0	10.0	12.0
032	-50~50	2	100	85	65
037	-50~100	5	100	88	65
054	-30~50	2	100	85	65
059	-30~100	2	100	85	65
061	-30~120	5	100	85	65
069	-20~50	2	100	85	65
074	-20~100	2	100	85	65
079	-20~150	5	100	85	65
084	-10~50	1	100	85	65
099	0~50	1	100	85	65
100	0~60	1	100	85	65
101	0~70	2	100	85	65
102	0~80	2	100	85	65
104	0~100	2	100	85	65
106	0~120	2	100	85	65
109	0~150	5	100	85	65
114	0~200	5	100	85	65
119	0~250	5	100	85	65
124	0~300	5	100	45	40
129	0~350	5	100	45	40
134	0~400	10	100	45	40
144	0~500	10	100	45	40
154	0~600	10	100	45	40
164	0~700	10	100	45	40

STEM LENGTH

Code	1	2	3	4	5	6	7	8	9	A	B	C	D
Length(mm)	50	60	70	80	100	120	130	150	175	200	225	250	275

Code	E	F	G	H	J	K	L	M	N	P	Z
Length(mm)	300	350	375	400	450	500	550	1000	1500	2000	Longer than 2000